



K R A & CO.
Chartered Accountants

☎ 011 - 47082855
Fax: 011 - 47082855

H -1/208, Garg Tower, Netaji Subhash Place, Pitampura, New Delhi -110034

**INDEPENDENT AUDITOR'S REPORT ON THE QUARTERLY AND YEAR TO DATE AUDITED
STANDALONE FINANCIAL RESULTS OF THE COMPANY**

TO THE BOARD OF DIRECTORS OF SARVESHWAR FOODS LIMITED

Opinion

We have audited the accompanying statement of quarterly and year to date standalone financial results of **SARVESHWAR FOODS LIMITED** ("the company") for the quarter and year ended March 31, 2025 ("Statement") attached herewith, being submitted by the company pursuant to the requirement of Regulation 33 and 52 of the SEBI (Listing Obligations and Disclosure Requirements) Regulations, 2015, as amended ("Listing Regulations").

In our opinion and to the best of our information and according to the explanations given to us, the statement:

- a. is presented in accordance with the requirements of the Listing Regulations in this regard; and
- b. give a true and fair view in conformity with the recognition and measurement principles laid down in the applicable Indian Accounting Standards and other accounting principles generally accepted in India of the net profit and total comprehensive income and other financial information for the quarter and year ended March 31, 2025.

Basis for Opinion

We conducted our audit in accordance with the Standards on Auditing (SAs) specified under section 143(10) of the Companies Act, 2013 ("the Act"). Our responsibilities under those Standards are further described in the "Auditor's Responsibilities for the Audit of the Standalone Financial Results" section of our report. We are independent of the Company in accordance with the Code of Ethics issued by the Institute of Chartered Accountants of India together with the ethical requirements that are relevant to our audit of the financial statement under the provisions of the Companies Act, 2013 and the Rules thereunder, and we have fulfilled our other ethical responsibilities in accordance with these requirements and the Code of Ethics. We believe that the audit evidence we have obtained by us is sufficient and appropriate to provide a basis for our opinion.

Management's and Board of Directors' Responsibilities for the Standalone Annual Financial Results

These standalone annual financial results have been prepared on the basis of the standalone annual financial statements.

The Company's Management and Board of Directors are responsible for the preparation of these standalone annual financial results that give a true and fair view of the net profit and total comprehensive income and other financial information in accordance with the recognition and measurement principles laid down in Accounting Standard prescribed under Section 133 of the Act read with relevant rules issued thereunder and other accounting principles generally accepted in India and in compliance with Regulation 33 and 52 of the Listing Regulations. This responsibility also includes maintenance of adequate accounting records in accordance with the provisions of the Act

for safeguarding of the assets of the Company and for preventing and detecting frauds and other irregularities; selection and application of appropriate accounting policies; making judgments and estimates that are reasonable and prudent; and design, implementation and maintenance of adequate internal financial controls that were operating effectively for ensuring the accuracy and completeness of the accounting records, relevant to the preparation and presentation of the standalone annual financial results that give a true and fair view and are free from material misstatement, whether due to fraud or error.

In preparing the standalone annual financial results, the Management and Board of Directors are responsible for assessing the Company's ability to continue as a going concern, disclosing, as applicable, matters related to going concern and using the going concern basis of accounting unless the Board of Directors either intends to liquidate the Company or to cease operations, or has no realistic alternative but to do so.

The Board of Directors is also responsible for overseeing the Company's financial reporting process.

Auditor's Responsibilities for the Audit of the Standalone Annual Financial Results

Our objectives are to obtain reasonable assurance about whether the standalone annual financial results as a whole are free from material misstatement, whether due to fraud or error, and to issue an auditor's report that includes our opinion. Reasonable assurance is a high level of assurance but is not a guarantee that an audit conducted in accordance with SAs will always detect a material misstatement when it exists. Misstatements can arise from fraud or error and are considered material if, individually or in the aggregate, they could reasonably be expected to influence the economic decisions of users taken on the basis of these standalone annual financial results.

As part of an audit in accordance with SAs, we exercise professional judgment and maintain professional skepticism throughout the audit. We also:

- Identify and assess the risks of material misstatement of the standalone annual financial results, whether due to fraud or error, design and perform audit procedures responsive to those risks, and obtain audit evidence that is sufficient and appropriate to provide a basis for our opinion. The risk of not detecting a material misstatement resulting from fraud is higher than for one resulting from error, as fraud may involve collusion, forgery, intentional omissions, misrepresentations, or the override of internal control.
- Obtain an understanding of internal control relevant to the audit in order to design audit procedures that are appropriate in the circumstances, Under Section 143(3) (i) of the Companies Act 2013, we are also responsible for expressing our opinion through a separate report on the complete set of financial statements on whether the company has adequate internal financial controls with reference to financial statements in place and the operating effectiveness of such controls.
- Evaluate the appropriateness of accounting policies used and the reasonableness of accounting estimates and related disclosures made by the Management and Board of Directors.
- Conclude on the appropriateness of the Management and Board of Directors' use of the going concern basis of accounting and, based on the audit evidence obtained, whether a material uncertainty exists related to events or conditions that may cast significant doubt on the Company's ability to continue as a going concern. If we conclude that a material uncertainty exists, we are required to draw attention in our auditor's report to the related disclosures in the financial results or, if such disclosures are inadequate, to modify our opinion. Our conclusions are based on the audit evidence obtained up to the date of our auditor's report. However, future events or conditions may cause the Company to cease to continue as a going concern.
- Evaluate the overall presentation, structure and content of the standalone annual financial results, including the disclosures, and whether the financial results represent the underlying transactions and events in a manner that achieves fair presentation.

We communicate with those charged with governance regarding, among other matters, the planned scope and timing of the audit and significant audit findings, including any significant deficiencies in internal control that we identify during our audit.

We also provide those charged with governance with a statement that we have complied with relevant ethical requirements regarding independence, and to communicate with them all relationships and other matters that may reasonably be thought to bear on our independence, and where applicable, related safeguards.

Other Matters

- (a) The standalone annual financial results include the results for the quarter ended March 31, 2025, being the balancing figure between audited figures in respect of the full financial year and the published unaudited year to date figure up to the nine months ended December 31, 2024, of the current financial year which was subject to limited review by us.

For KRA & Co.

Chartered Accountants

(Firm Registration No.020266N)

Digitally
signed by
GUNJAN
ARORA
GUNJAN
ARORA

Gunjan Arora

Partner

Membership No.: 529042

UDIN: 25529042BMIANK3004

Place: Jammu

Date: 30-05-2025

**SARVESHWAR FOODS LIMITED**

Regd. Office : Sarveshwar House, Below Gumat, Jammu (J&K) - 180001

CIN: L15312JK2004PLC002444

Website: www.sarveshwarfoods.com Tel: 019123220962

**STATEMENT OF STANDALONE AUDITED FINANCIAL RESULTS
FOR THE QUARTER AND YEAR ENDED MARCH 31st , 2025**

(Amt in INR Lakhs except EPS)

Sr. No.	Particulars	Quarter Ended			For the Year Ended	
		31.03.2025	31.12.2024	31.03.2024	31.03.2025	31.03.2024
		(Audited)	(Unaudited)	(Audited)	(Audited)	(Audited)
1	Income					
	a. Revenue from Operations	15,749.20	14,476.46	11,180.83	55,638.51	37,751.31
	b. Other Income	170.51	55.93	34.70	322.13	322.12
	Total Income	15,919.71	14,532.39	11,215.54	55,960.64	38,073.44
2	Expenses					
	a. Cost of Material Consumed	16,286.77	244.89	5,651.00	29,672.69	13,959.28
	b. Purchase of stock-in-trade	13,059.16	9,191.77	7,040.51	29,854.68	26,052.92
	c. Change in inventories of finished goods, work-in-progress an stock-in-trade	(14,924.20)	3,729.40	(2,771.99)	(9,664.83)	(6,198.51)
	d. Employee Benefits Expenses	84.52	59.34	77.48	303.95	288.87
	e. Depreciation and Amortisation Expenses	10.21	9.44	9.23	38.64	36.76
	f. Finance Costs	368.88	595.66	559.64	1,941.56	1,919.50
	g. Other Expenses	846.11	273.30	354.41	2,612.71	1,003.80
	Total Expenses	15,731.46	14,103.80	10,920.27	54,759.40	37,062.62
3	Profit before exceptional and extraordinary items and tax (III-IV)	188.25	428.59	295.26	1,201.24	1,010.82
4	Exceptional item					
5	Total profit before share of profit of associates and joint ventures	188.25	428.59	295.26	1,201.24	1,010.82
6	Share of profit/(loss) of associates and joint ventures accounted for using equity method					
	Profit before tax (VII-VIII)	188.25	428.59	295.26	1,201.24	1,010.82
7	Tax expense					
	a. Current Tax	47.00	108.00	74.00	302.00	254.00
	b. Previous Year Tax	9.08	-	(57.44)	9.08	(57.44)
	b. Deferred Tax	3.41	(1.77)	(4.25)	9.64	(8.00)
8	Total profit for period	128.75	322.36	282.96	880.52	822.26
9	Other comprehensive income net of taxes					
	Items that will be reclassified to profit and loss					
	Income tax relating to items that will be reclassified to profit and loss					
	Items that will not be reclassified to profit and loss	1.37			1.37	
	Income tax relating to items that will not be reclassified to profit and loss					
10	Total Income including comprehensive income for the period	130.13	322.36	282.96	881.89	822.26
11	Details of equity share capital					
	Paid up share capital - Equity share capital (Face value Rs. 1/- per share	9,788.16	9,788.16	9,788.16	9,788.16	9,788.16
12	Earnings Per Share (Face value of Rs. 1/- each)					
	Basic (in Rs.) (non annualised)	0.01	0.03	0.03	0.09	0.11
	Diluted (in Rs.) (non annualised)	0.01	0.03	0.03	0.09	0.09
	Basic (in Rs.) (annualised)	0.05	0.13	0.12	0.09	0.11
	Diluted (in Rs.) (annualised)	0.05	0.13	0.12	0.09	0.09

Habane Lal

Dinesh

STATEMENT OF ASSETS AND LIABILITIES

Particulars	As on	
	31.03.2025	31.03.2024
I ASSETS		
(1) Non current assets		
(a) Property, Plant and Equipment and Intangible assets		
(i) Property, Plant and Equipment	253.89	251.70
(ii) Right-of-use Asset	-	-
(iii) Intangible assets	0.94	1.43
(b) Financial Assets	-	-
Investments	3,154.38	3,049.43
Loans	1,132.22	1,007.79
Other Financial Assets	-	-
(c) Deferred Tax Assets (Net)	19.85	29.50
(d) Other Non Current Assets	-	-
(2) Current assets		
(a) Inventories	30,474.70	22,235.35
(b) Financial Assets	-	-
Trade receivables	8,483.85	7,896.54
Cash and bank balances	14.49	13.29
Loans	1,577.66	1,133.69
Other Financial Assets	223.06	115.26
(c) Current Tax Asset (Net)	-	-
(d) Other Current Assets	8,052.87	15,242.61
	53,387.91	50,976.60
II EQUITY AND LIABILITIES		
(1) Equity		
(a) Equity Share Capital	9,788.16	9,788.16
(b) Other Equity	13,550.99	10,210.60
(c) Non Controlling Interest	-	-
(2) Liabilities		
Non current liabilities		
(a) Financial Liabilities	-	-
Borrowings	679.84	1,695.87
Lease Liability	-	-
(b) Deferred Tax Liabilities	-	-
(c) Long Term Provisions	31.03	8.52
Current liabilities		
(d) Financial Liabilities	-	-
Borrowings	15,124.63	13,443.97
Trade payables	-	-
(i) Total Outstanding dues of Micro and Small Enterprises and	21.22	15.05
(ii) Total Outstanding dues other than Micro and Small Enterprises	9,990.91	7,327.54
Other Financial Liabilities	3,895.27	8,237.74
(e) Short Term Provisions	0.89	1.24
(f) Other current liabilities	100.99	82.76
(g) Current Tax Liability (Net)	203.98	165.14
TOTAL	53,387.91	50,976.60

Spokane 121

[Signature]

[Signature]

STATEMENT OF CASH FLOWS			
Particulars	For the Year Ended		
	31.03.2025	31.03.2024	
	(Audited)	(Audited)	
Cash flow from operating activities			
Profit Before tax	1,201.24	1,010.82	
Adjustment to reconcile profit before tax to net cash flows	-	-	
Other Comprehensive Income	1.37	-	
Depreciation / amortization expenses	38.64	36.76	
Provision for Employee Benefits	22.16	4.52	
Interest income	(8.37)	(2.17)	
Interest on loan	1,941.56	1,919.50	
Operating profit before working capital changes	3196.61	2969.44	
Movements in working capital :	-	-	
Increase / (Decrease) in other liabilities	18.23	(31.20)	
Increase / (Decrease) in Trade Payable	2,669.53	4,662.78	
Increase / (Decrease) in Other Financial Liabilities	(4,342.47)	7,875.93	
(Increase)/ Decrease in trade receivable	(587.31)	1,898.51	
Decrease/(Increase) in Inventory	(8,239.35)	(7,440.74)	
Decrease/(Increase) in Other Financial Assets	(107.79)	(77.23)	
Decrease/ (Increase) in other current assets	7,189.72	(11,341.19)	
Net cash flow (used in) operations	(202.83)	(1,483.69)	
Less: Direct taxes paid Including Advance taxes	(272.24)	(159.34)	
Net cash flow (used in) operating activities (A)	(475.07)	(1,643.03)	
Cash flows from investing activities			
Decrease/ (Increase) in other non-current investment	(104.94)	-	
Decrease/ (Increase) in other advances to related Parties	(369.60)	(212.25)	
Decrease/ (Increase) in other advances	(198.78)	(91.87)	
Decrease/ (Increase) in other advances	-	(33.20)	
Sale proceeds from Investments	(40.35)	(8.35)	
Purchase of fixed assets	8.37	2.17	
Interest received	(705.31)	(343.51)	
Net cash flow (used in)/ generated from investing activities (B)			
Cash flows from financing activities			
Proceeds from Share Issued	2,458.50	2,228.94	
Proceeds/ (repayments) from/ of borrowings	664.63	1,678.67	
Interest paid on loan	(1,941.56)	(1,919.50)	
Net cash flow from/ (used in) in financing activities (C)	1,181.58	1,988.10	
Net increase/(decrease) in cash and cash equivalents (A + B + C)	1.20	1.56	
Cash and cash equivalents at the beginning of the Period	13.29	11.73	
Cash and cash equivalents at the end of the Period	14.49	13.29	

Harbans Lal

Dir

h-e-s-i

Notes:

- 1 The above financial results for the quarter & period ended March 31st, 2025 have been reviewed by Audit committee and approved by the Board of Directors in their respective meetings held on 30th May 2025.
- 2 Based on guiding principles given in IND AS-108 "Operating Segments", the business segment has been considered as the primary segment and the geographic segment has been considered as the secondary segment. As the processing and trading of rice is the only business segment, the disclosure requirement for primary business segment is not applicable.

The Company has two geographic segments; domestic and export. Revenue from the geographic segment, based on location of customers is as follows:


	Quarter Ended			For the year ended	
	31.03.2025	31.12.2024	31.03.2024	31.03.2025	31.03.2024
	(Audited)	(Unaudited)	(Audited)	(Audited)	(Audited)
Domestic	14,648.95	11,617.41	10,460.55	46,215.69	33,128.94
Export	1,100.25	2,859.05	720.29	9,422.82	4,622.37


The Company does not hold any fixed assets outside India. Hence, no disclosure has been made for segment assets.


- 3 In the board meeting of the Board of Director held on the date 18th day of october, 2024, Sarveshwar Foods limited passed the resolution for making Natural Global, A Dubai-Based Company (A Associate before), as a Wholly Owned Subsidiary by purchasing Remaining stake.
- 4 The Financial Result for the quarter and period ended March 31, 2025 have been prepared in accordance with the Regulation 33 of the SEBI (Listing Obligations and Disclosure Requirements) Regulations, 2015 and in accordance with Section 133 of the Companies Act, 2013 read with relevant rules issued thereunder and the other accounting principles generally accepted in India.

For and on behalf of
SARVESHWAR FOODS LIMITED

Place: Jammu
Date: 30th May 2025


Harbans Lal
Director
DIN:08571117


Anil Sharma
Managing Direc
DIN:07417538


Vishal Narchal
Chief Financial Officer
PAN: AEGPN4238A



K R A & C O.
Chartered Accountants

011 - 47082855
Fax: 011 - 47082855

H -1/208, Garg Tower, Netaji Subhash Place, Pitampura, New Delhi -110034

INDEPENDENT AUDITOR'S REPORT ON THE QUARTERLY AND YEAR TO DATE AUDITED CONSOLIDATED FINANCIAL RESULTS

TO THE BOARD OF DIRECTORS OF SARVESHWAR FOODS LIMITED

Opinion

We have audited the accompanying statement of quarterly and year to date consolidated financial results of **SARVESHWAR FOODS LIMITED** ("the Parent Company") and its subsidiary (Parent Company and its subsidiary together referred to as "the Group") for the quarter and year ended March 31, 2025 ("Statement") attached herewith, being submitted by the Parent Company pursuant to the requirement of Regulation 33 and 52 of the SEBI (Listing Obligations and Disclosure Requirements) Regulations, 2015, as amended ("Listing Regulations").

In our opinion and to the best of our information and according to the explanations given to us, the statement:

- a. Includes the annual financial results of the following entity:
 - a. Sarveshwar Overseas Limited (Subsidiary)
 - b. Himalayan Bio Organic Foods Private Limited (Subsidiary)
 - c. Natural Global Foods DMCC (Subsidiary/ previously Associate)
 - d. Green Point PTE. Limited (Subsidiary)
- b. is presented in accordance with the requirements of the Listing Regulations in this regard; and
- c. give a true and fair view in conformity with the recognition and measurement principles laid down in the applicable Indian Accounting Standards and other accounting principles generally accepted in India of the net profit and total comprehensive income and other financial information for the quarter and year ended March 31, 2025.

Basis for Opinion

We conducted our audit in accordance with the Standards on Auditing (SAs) specified under section 143(10) of the Companies Act, 2013 ("the Act"). Our responsibilities under those Standards are further described in the "Auditor's Responsibilities for the Audit of the Consolidated Financial Results" section of our report. We are independent of the Group in accordance with the Code of Ethics issued by the Institute of Chartered Accountants of India together with the ethical requirements that are relevant to our audit of the financial statement under the provisions of the Companies Act, 2013 and the Rules thereunder, and we have fulfilled our other ethical responsibilities in accordance with these requirements and the Code of Ethics. We believe that the audit evidence we have obtained by us is sufficient and appropriate to provide a basis for our opinion.

Management's and Board of Directors' Responsibilities for the Consolidated Annual Financial Results

These consolidated annual financial results have been prepared on the basis of the consolidated annual financial statements. The Group's Management and Board of Directors are responsible for the preparation of these consolidated annual financial results that give a true and fair view of the net profit and total comprehensive income and other financial

information in accordance with the recognition and measurement principles laid down in Indian Accounting Standard prescribed under Section 133 of the Act read with relevant rules issued thereunder and other accounting principles generally accepted in India and in compliance with Regulation 33 and 52 of the Listing Regulations. This responsibility also includes maintenance of adequate accounting records in accordance with the provisions of the Act for safeguarding of the assets of the Group and for preventing and detecting frauds and other irregularities; selection and application of appropriate accounting policies; making judgments and estimates that are reasonable and prudent; and design, implementation and maintenance of adequate internal financial controls that were operating effectively for ensuring the accuracy and completeness of the accounting records, relevant to the preparation and presentation of the consolidated annual financial results that give a true and fair view and are free from material misstatement, whether due to fraud or error.

In preparing the consolidated annual financial results, the Management and Board of Directors are responsible for assessing the Group's ability to continue as a going concern, disclosing, as applicable, matters related to going concern and using the going concern basis of accounting unless the Board of Directors either intends to liquidate the Group or to cease operations, or has no realistic alternative but to do so.

The Board of Directors is also responsible for overseeing the Group's financial reporting process.

Auditor's Responsibilities for the Audit of the Consolidated Annual Financial Results

Our objectives are to obtain reasonable assurance about whether the consolidated annual financial results as a whole are free from material misstatement, whether due to fraud or error, and to issue an auditor's report that includes our opinion. Reasonable assurance is a high level of assurance but is not a guarantee that an audit conducted in accordance with SAs will always detect a material misstatement when it exists. Misstatements can arise from fraud or error and are considered material if, individually or in the aggregate, they could reasonably be expected to influence the economic decisions of users taken on the basis of these consolidated annual financial results.

As part of an audit in accordance with SAs, we exercise professional judgment and maintain professional skepticism throughout the audit. We also:

- Identify and assess the risks of material misstatement of the consolidated annual financial results, whether due to fraud or error, design and perform audit procedures responsive to those risks, and obtain audit evidence that is sufficient and appropriate to provide a basis for our opinion. The risk of not detecting a material misstatement resulting from fraud is higher than for one resulting from error, as fraud may involve collusion, forgery, intentional omissions, misrepresentations, or the override of internal control.
- Obtain an understanding of internal control relevant to the audit in order to design audit procedures that are appropriate in the circumstances, Under Section 143(3) (i) of the Companies Act 2013, we are also responsible for expressing our opinion through a separate report on the complete set of financial statements on whether the Group has adequate internal financial controls with reference to financial statements in place and the operating effectiveness of such controls.
- Evaluate the appropriateness of accounting policies used and the reasonableness of accounting estimates and related disclosures made by the Management and Board of Directors.
- Conclude on the appropriateness of the Management and Board of Directors' use of the going concern basis of accounting and, based on the audit evidence obtained, whether a material uncertainty exists related to events or conditions that may cast significant doubt on the Group's ability to continue as a going concern. If we conclude that a material uncertainty exists, we are required to draw attention in our auditor's report to the related disclosures in the financial results or, if such disclosures are inadequate, to modify our opinion. Our conclusions are based on the audit evidence obtained up to the date of our auditor's report. However, future events or conditions may cause the Group to cease to continue as a going concern.

- Evaluate the overall presentation, structure and content of the consolidated annual financial results, including the disclosures, and whether the financial results represent the underlying transactions and events in a manner that achieves fair presentation.

We communicate with those charged with governance regarding, among other matters, the planned scope and timing of the audit and significant audit findings, including any significant deficiencies in internal control that we identify during our audit.

We also provide those charged with governance with a statement that we have complied with relevant ethical requirements regarding independence, and to communicate with them all relationships and other matters that may reasonably be thought to bear on our independence, and where applicable, related safeguards.

We also performed procedures in accordance with the circular issued by the SEBI under Regulation 33(8) of the Listing Regulations, as amended, to the extent applicable.

Other Matters

- (a) The consolidated annual financial results include the results for the quarter ended March 31, 2025, being the balancing figure between audited figures in respect of the full financial year and the published unaudited year to date figure up to the nine months ended December 31, 2024, of the current financial year which was subject to limited review by us.
- (b) The consolidated annual financial results include the unaudited financial results/financial information of one associate, whose financial results/financial information reflects total revenue is NIL, total net loss of Rs.125.56Lacs and one subsidiary having total revenue NIL, total net loss/profit NIL since date of acquisition for the period ended on that date, as considered in the consolidated annual financial results. This financial statement has not been audited, and we have received management reviewed Financial statements and our opinion on the Statement, in so far as it relates to the amounts and disclosure included in respect of this subsidiary is based solely on the management reviewed financial statements.

Our opinion on the Statement is not modified in respect of the above matters.

For KRA & Co.
Chartered Accountants
(Firm Registration No.020266N)

GUNJAN Digitally signed
by GUNJAN
ARORA ARORA

Gunjan Arora
Partner
Membership No.: 529042
UDIN: 25529042BMIANL1888
Place: Jammu
Date: 30-05-2025



SARVESHWAR FOODS LIMITED

Regd. Office : Sarveshwar House, Below Gumat, Jammu (J&K) - 180001

CIN: L15312JK2004PLC002444

Website: www.sarveshwarfoods.com Tel: 019123220962

STATEMENT OF CONSOLIDATED AUDITED FINANCIAL RESULTS FOR THE QUARTER AND YEAR ENDED MARCH 31st, 2025

(Amt in INR Lakhs
except EPS)

Sr. No.	Particulars	Quarter Ended			For the year ended	
		31.03.2025	31.12.2024	31.03.2024	31.03.2025	31.03.2024
		(Audited)	(Unaudited)	(Audited)	(Audited)	(Audited)
1	Income					
	a. Revenue from Operations	34,971.76	28,214.84	24,731.97	1,13,622.9	86,959.29
	b. Other Income	278.43	94.38	272.20	549.08	727.28
	Total Income	35250.19	28309.22	25,004.17	1,14,171.95	87,686.58
2	Expenses					
	a. Cost of Material Consumed	25,137.39	1,157.41	10,647.90	45,773.86	25,872.18
	b. Purchase of stock-in-trade	34,669.59	21,138.39	13,958.47	71,776.29	60,065.24
	c. Change in inventories of finished goods, work-in-progress an stock-in-trade	(28,270.51)	3,118.52	(2,179.56)	(16,344.01)	(7,142.37)
	d. Employee Benefits Expenses	172.89	122.09	122.89	584.67	483.93
	e. Depreciation and Amortisation Expenses	28.33	30.18	27.49	116.97	111.98
	f. Finance Costs	771.69	1,209.64	1,130.76	3,970.74	3,944.27
	g. Other Expenses	1,585.86	586.44	761.78	4,649.52	2,101.43
	Total Expenses	34,095.24	27,362.69	24,469.72	1,10,528.05	85,436.66
3	Profit before exceptional and extraordinary items and tax (III-IV)	1,154.95	946.53	534.45	3,643.89	2,249.91
4	Exceptional item					
5	Total profit before share of profit of associates and joint ventures	1,154.95	946.53	534.45	3,643.89	2,249.91
6	Share of profit/(loss) of associates and joint ventures accounted for using equity method	(5.30)	(3.27)	(46.94)	(5.35)	(56.50)
	Profit before tax (VII-VIII)	1,149.65	943.26	487.51	3,638.54	2,193.41
7	Tax expense					
	a. Current Tax	284.00	238.00	134.00	911	566.00
	b. Previous Year Tax	47.70	0.00	(69.74)	47.59	(69.74)
	b. Deferred Tax	(42.67)	(2.46)	9.25	(11.93)	19.16
8	Total profit for period	860.62	707.71	414.00	2,691.88	1,677.99
9	Other comprehensive income net of taxes	-	-			
	Items that will be reclassified to profit and loss	-	-			
	Income tax relating to items that will be reclassified to profit and loss	-	-			
	Items that will not be reclassified to profit and loss	21.94	-		21.94	
	Income tax relating to items that will not be reclassified to profit and loss	-	-			
10	Total Income including comprehensive income for the period	882.56	707.71	414.00	2,713.82	1,677.99
11	Total profit or loss, attributable to :					
	Profit attributable to owners of parent	881.46	706.90	413.80	2,711.40	1,676.45
	Total profit attributable to non-controlling interests	1.09	0.81	0.20	2.42	1.54
12	Total comprehensive income for the period attributable to :					
	Comprehensive Income attributable to owners of parent	881.46	706.90	413.80	2,711.40	1,676.45
	Total Comprehensive Income attributable to non-controlling interests	1.09	0.81	0.20	2.42	1.54
13	Details of equity share capital					
	Paid up share capital - Equity share capital (Face value Rs. 1/- per share)	9788.16	9788.16	9,788.16	9,788.16	9,788.16
14	Earnings Per Share (Face value of Rs. 1/- each)					
	Basic (in Rs.) (non annualised)	0.09	0.07	0.04	0.28	0.23
	Diluted (in Rs.) (non annualised)	0.08	0.07	0.04	0.27	0.18
	Basic (in Rs.) (annualised)	0.36	0.29	0.17	0.28	0.23
	Diluted (in Rs.) (annualised)	0.34	0.28	0.17	0.27	0.18

Signature

Signature

Signature

STATEMENT OF ASSETS AND LIABILITIES

Particulars	As on	
	31.03.2025	31.03.2024
I ASSETS		
(1) Non current assets		
(a) Property, Plant and Equipment and Intangible assets		
(i) Property, Plant and Equipment	1,568.99	1,550.50
(ii) Right-of-use Asset	4.54	5.97
(iii) Intangible assets	0.94	1.43
(b) Financial Assets	-	-
Investments	-	65.92
Loans	-	17.35
Other Financial Assets	-	-
(c) Deferred Tax Assets (Net)	88.23	76.25
(d) Other Non Current Assets	-	-
(2) Current assets		
(a) Inventories	50,707.91	35,851.26
(b) Financial Assets	-	-
Trade receivables	24,718.73	18,750.18
Cash and bank balances	128.88	25.66
Loans	770.53	473.54
Other Financial Assets	306.81	454.00
(c) Current Tax Asset (Net)	-	-
(d) Other Current Assets	12,337.65	21,829.63
	90,633.20	79,101.70
II EQUITY AND LIABILITIES		
(1) Equity		
(a) Equity Share Capital	9,788.16	9,788.16
(b) Other Equity	20,649.60	15,467.44
(c) Non Controlling Interest	27.15	24.73
(2) Liabilities		
Non current liabilities		
(a) Financial Liabilities	-	-
Borrowings	1,179.94	2,974.25
Lease Liability	95.88	92.12
(b) Deferred Tax Liabilities	-	-
(c) Long Term Provisions	48.82	15.01
Current liabilities		
(d) Financial Liabilities	-	-
Borrowings	29,096.30	26,758.75
Trade payables	-	-
(i) Total Outstanding dues of Micro and Small Enterprises and	37.39	16.79
(ii) Total Outstanding dues other than Micro and Small Enterprises	23,169.64	15,185.22
Other Financial Liabilities	5,552.02	8,089.77
(e) Short Term Provisions	2.18	2.00
(f) Other current liabilities	352.20	380.76
(g) Current Tax Liability (Net)	633.90	306.69
TOTAL	90,633.20	79,101.70

spurs Lal

Dim

l - i

STATEMENT OF CASH FLOWS			
Particulars	For the Year Ended		
	31.03.2025	31.03.2024	
	(Audited)	(Audited)	
Cash flow from operating activities			
Profit Before tax	3643.9	2,249.91	
Adjustment to reconcile profit before tax to net cash flows			
Other Comprehensive Income	21.94	-	
Impact of Conversion of Associate to Subsidiary	313.37	-	
Depreciation / amortization expenses	116.97	111.98	
Provision for Employee Benefits	33.99	8.17	
Foreign Subsidiary Conversion Difference	-	(10.73)	
Interest income	(12.78)	(5.79)	
Unrealized foreign exchange loss/ gain	-	(32.00)	
Interest on loan	3,970.74	3,944.27	
Operating profit before working capital changes	8,088.13	6,265.81	
Movements in working capital :			
Increase / (Decrease) in other liabilities	(28.56)	(125.98)	
Increase / (Decrease) in lease liabilities	3.76	3.87	
Increase / (Decrease) in Trade Payable	7,954.34	12,261.19	
Increase / (Decrease) in Other Financial Liabilities	(2,537.75)	4,855.51	
(Increase)/ Decrease in trade receivable	(6,156.82)	(1,161.52)	
Decrease/(Increase) in Inventory	(14,856.65)	(8,502.68)	
Decrease/(Increase) in Other Financial Assets	147.19	(204.71)	
Decrease/ (Increase) in other current assets	9,491.33	(13,870.89)	
Net cash flow (used in) operations	2,104.98	(479.39)	
Less: Direct taxes paid Including Advance taxes	(631.43)	(440.05)	
Net cash flow (used in) operating activities (A)	1,473.55	(919.44)	
Cash flows from investing activities			
Decrease/ (Increase) in other advances to related Parties	(223.03)	1,625.20	
Decrease/ (Increase) in other advances	(56.60)	(25.28)	
Sale proceeds from Investments	-	33.96	
Purchase of fixed assets	(133.55)	(65.46)	
Interest received	12.78	5.79	
Net cash flow (used in)/ generated from investing activities (B)	(400.39)	1,574.22	
Cash flows from financing activities			
Other Non- Current Liabilities	-	-	
Proceeds from Share Issued	2,458.50	2,228.94	
Proceeds/ (repayments) from/ of borrowings	542.30	1,034.90	
Foreign Exchange Gain	-	32.00	
Interest paid on loan	(3,970.74)	(3,944.27)	
Net cash flow from/ (used in) in financing activities (C)	(969.94)	(648.43)	
Net increase/(decrease) in cash and cash equivalents (A + B + C)	103.22	6.35	
Cash and cash equivalents at the beginning of the Period	25.66	19.30	
Cash and cash equivalents at the end of the Period	128.88	25.66	

Prakash

Prakash Lal

l - p s i

Notes:

- 1 The above financial results for the quarter & period ended March 31st, 2025 have been reviewed by Audit committee and approved by the Board of Directors in their respective meetings held on 30th May 2025.
- 2 The Consolidated Financial statements have been prepared in accordance with applicable IND AS, based on the Financial Statements of the "Sarveshwar Foods Limited" ("the Company") and its subsidiaries & Associates i.e Sarveshwar Overseas Limited, Himalayan Bio Organic Foods Limited and Green Point Pte. Ltd. and Natural Global Foods DMCC (Subsidiary)
- 3 The Financial Result for the quarter and period ended March 31st, 2025 have been prepared in accordance with the Regulation 33 of the SEBI (Listing Obligations and Disclosure Requirements) Regulations, 2015 and in accordance with Section 133 of the Companies Act, 2013 read with relevant rules issued thereunder and the other accounting principles generally accepted in India.
- 4 Based on guiding principles given in IND AS-108 "Operating Segments", the business segment has been considered as the primary segment and the geographic segment has been considered as the secondary segment. As the processing and trading of rice is the only business segment, the disclosure requirement for primary business segment is not applicable.

The Company has two geographic segments: domestic and export. Revenue from the geographic segment, based on location of customers is as follows:

	Quarter Ended			For the year ended	
	31.03.2025	31.12.2024	31.12.2023	31.03.2025	31.03.2024
	(Audited)	(Unaudited)	(Unaudited)	(Audited)	(Audited)
Domestic	33,401.41	23,096.27	22,194.46	99,390.85	79,057.86
Export	1,570.35	5,118.57	743.33	14,232.02	7,901.43

The Company does not hold any fixed assets outside India. Hence, no

- 5 The Financial Result for the quarter and period ended March 31, 2025 have been prepared in accordance with the Regulation 33 of the SEBI (Listing Obligations and Disclosure Requirements) Regulations, 2015 and in accordance with Section 133 of the Companies Act, 2013 read with relevant rules issued thereunder and the other accounting principles generally accepted in India.

FOR AND ON BEHALF OF
SARVESHWAR FOODS LIMITED

Place: Jammu
Date: 30th May 2025

Harbans Lal
Director
DIN:08571117

Amil Sharma
Managing Director
DIN:07417538

Vishal Narchal
Chief Financial Officer
PAN: AEGPN4238A